

Model: TLED66

Instruction and assembly Information

6.5Watt LED Desk Lamp



IMPORTANT PLEASE READ:

- Unpack the desk lamp and the power supply cord.
- Choose a suitable position for the Desk Lamp.
- Note The Desk Lamp is not waterproof.
Do not use outdoors or in wet areas.


Connect power supply

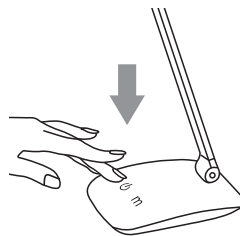
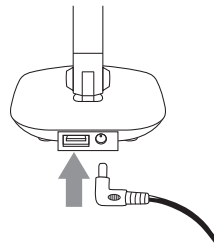
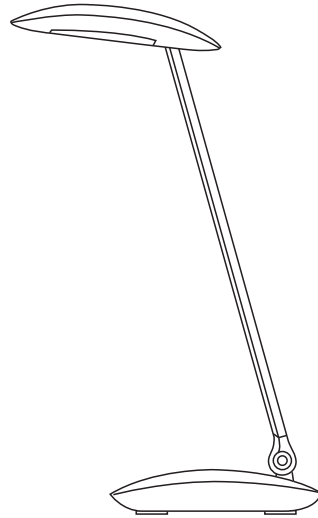
- Insert the DC plug into the DC socket at back of lamp base.
- Plug the AC plug into the power supply socket and switch on at the wall.

USB output

Used for re-charging mobile devices.
Rated voltage 5 Volts, maximum current 2100mA.

Lamp Operation – On/Off & dimming

- Switch on the light by touching the “touch switch ” please note:
First touch = Quarter light level
Second touch = Half-light level
Third touch = Full light level
Fourth touch = Light turns off



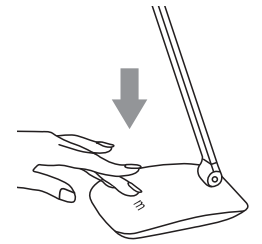
Lamp Operation – adjustable colour temperature

Touch the **M** to change to 3 different colour temperature options

Warm white- 3,000K

Neutral white – 4,000K

Daylight White – 5,000K



Arm and Head Adjustment:

Lamp head can be adjusted up to 120 degrees in an up or down motion. Lamp arm can be adjusted up to 90 degrees in an up or down motion. When adjusting the lamp ensure you hold the base.

Important:

- Only use the Desk Lamp with the “Plug-in power pack and Cord” supplied.
- Do not modify the Desk Lamp.
- Do not dismantle or touch the LED lamp.

Technical:

- Power pack Input 230V-240V 50Hz
- Power pack Output 20V
- LED Lamp power 6.5 Watt.
- Clean the Desk Lamp with a dry cloth.
- If Touch switch is inactive, turn off the power supply at wall, wait 10 seconds and turn on.
- Keep these instructions for future reference.
- The manufacturer will not be responsible for any damage caused by mis-use or modification of this product.